

TERRAFORCE®

The original, reversible, hollow core retaining block



Create cost effective stairways, seating arenas and ramps.

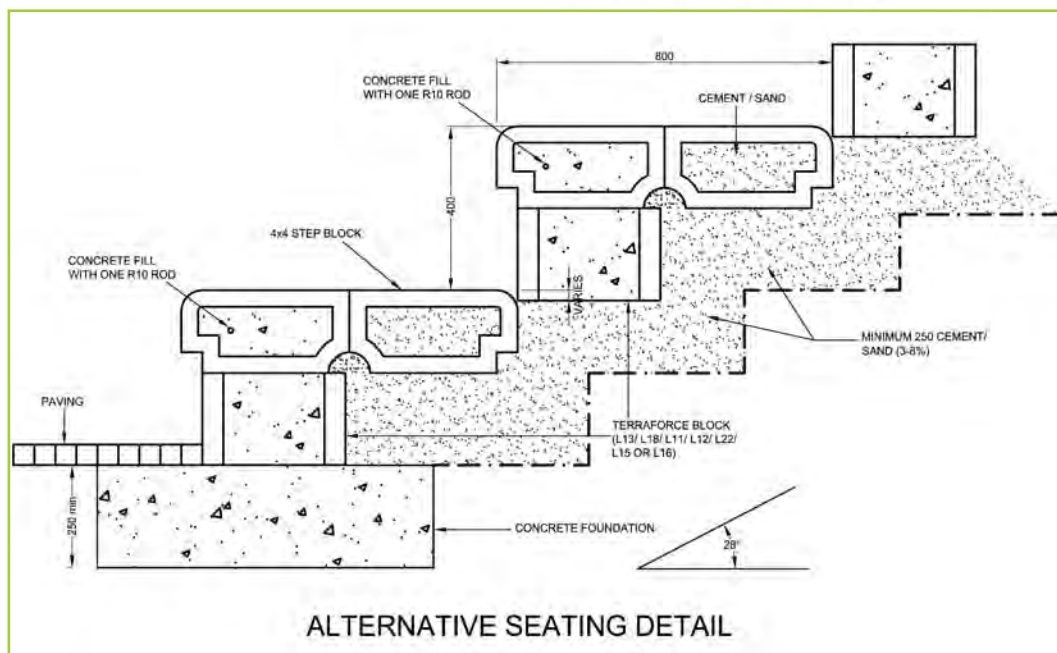
For variations check with your local supplier.

Block	4x4
Blocks/m ² (on plan - variable)	14-20
Block mass/kg	18
Block infill volume/ m ³	0.007
Block wall thickness mm	40



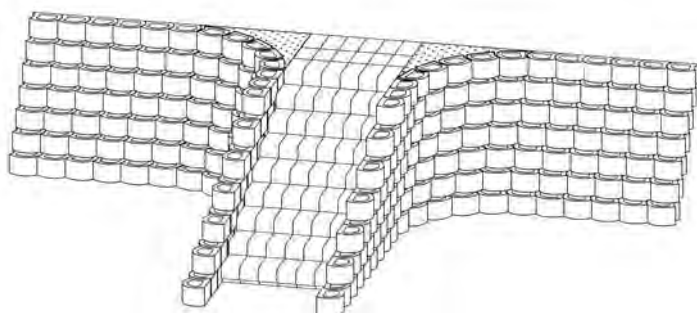
4x4

4 x 4 MULTI STEPBLOCK

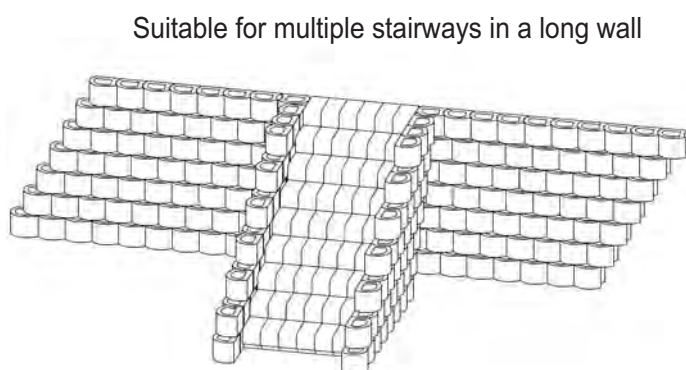


The 4x4 Multi Step block was aimed at providing efficient and economical steps in conjunction with the original retaining blocks by TERRAFORCE. They soon became very popular not only for stairway access but to provide comfortable, practical seating arrangements at leisure amenities & school sport facilities.

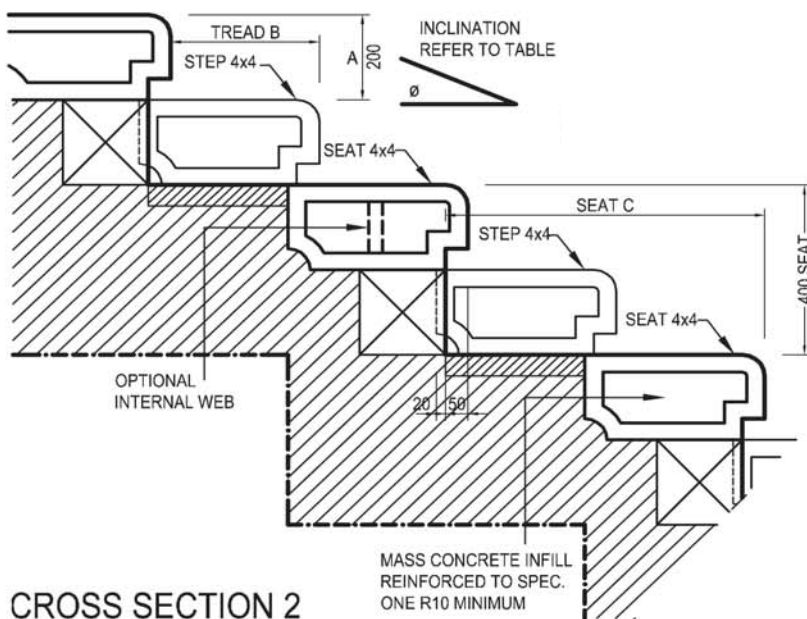
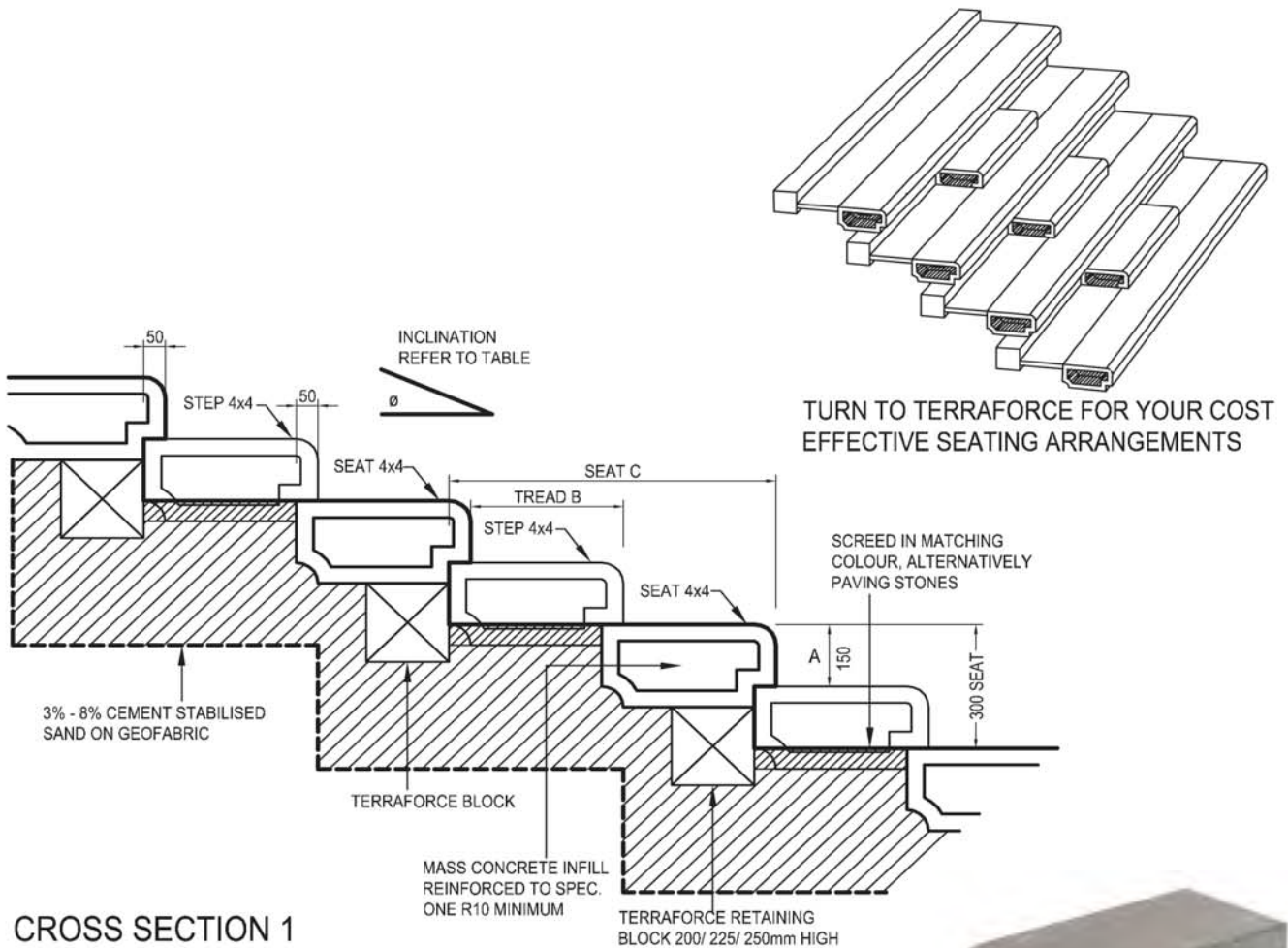
4x4 Multi Step block has a unique design that allows you to simply stack up the units with or without mortar. It is recommended that the blocks are installed as shown below on a stabilised foundation and tied back / reinforced / supported at the ends.



Suitable for single stairway in a wall



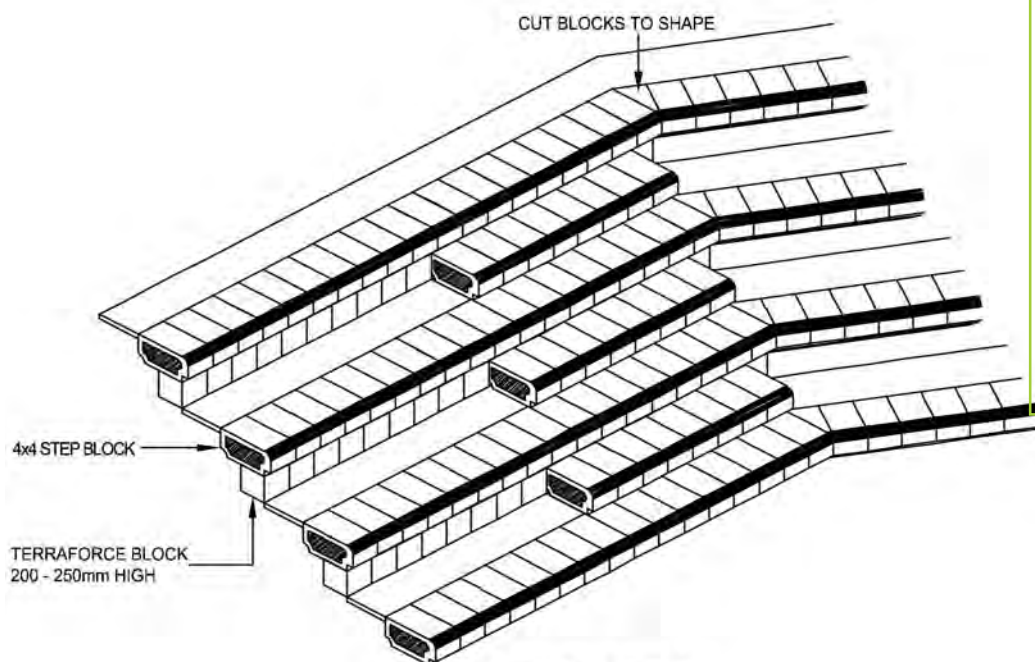
Suitable for multiple stairways in a long wall



® TERRAFORCE 4x4 STEP BLOCK

INCLINATION	RISER (mm)	TREAD (mm)	SEAT (mm)
\angle	A	B	C
23°	150	350	750
31°	200	330	710
35°	200	300	650
39°	200	250	550

TERRAFORCE 4x4 STEP BLOCKS FOR SEATING INSTALLATIONS




INDICATIVE DETAIL

ON SITE, DETAIL MAY VARY SLIGHTLY

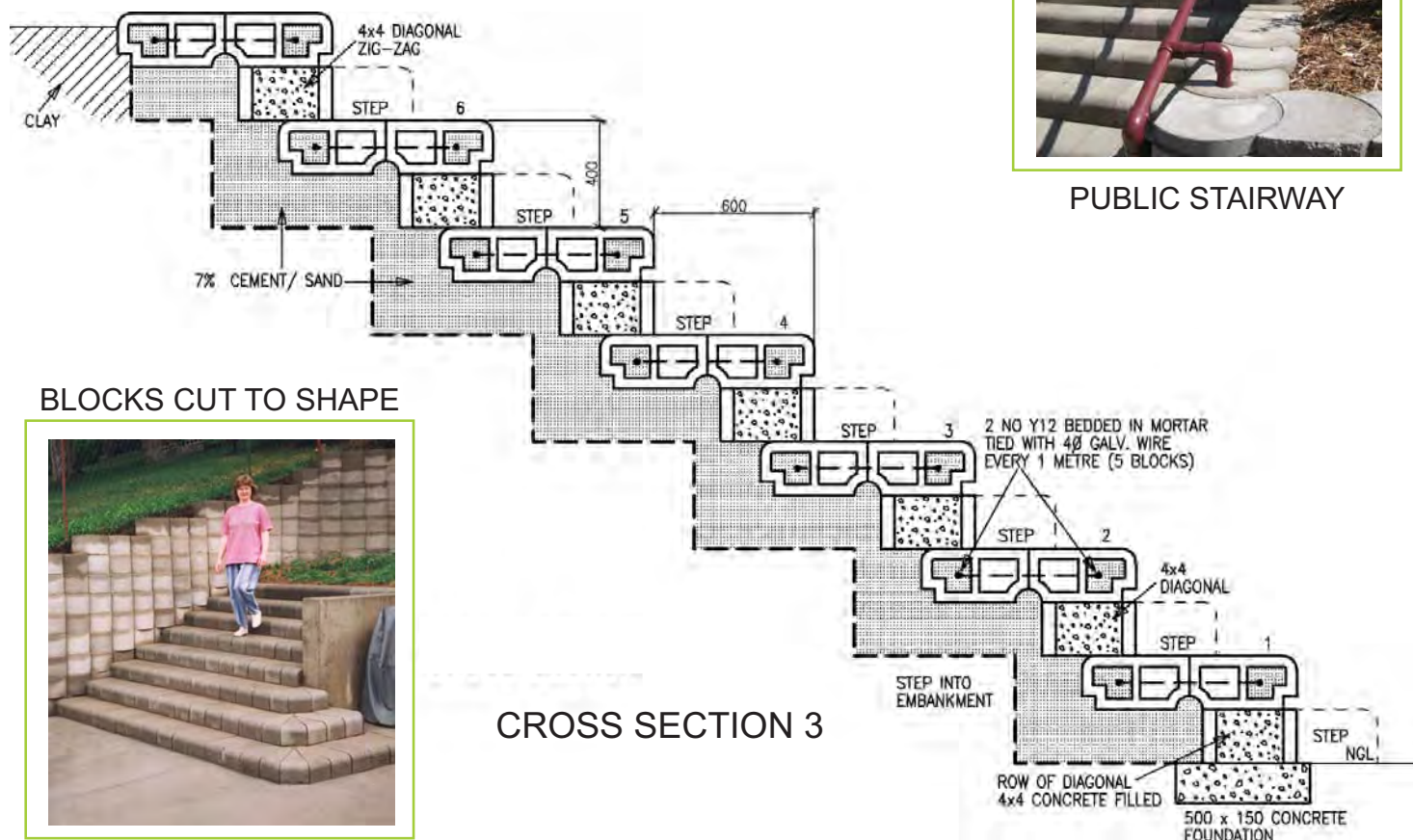
TERRAFORCE 4x4 STEP BLOCKS FOR SEATING INSTALLATIONS



DOMESTIC STAIRWAY



PUBLIC STAIRWAY



BLOCKS CUT TO SHAPE



CROSS SECTION 3



Installation of Terraforce 4x4 Step-Blocks for Seating Arrangements

- Excavate and trim to lines and grades as shown on plan or as directed. Alternatively bench to required inclination as shown on plan to allow for placement of cement stabilized backfill foundation to seating installation.
- Stockpile sandy backfill material as directed.
- Compact profiled slope as specified by engineer.
- Excavate at the toe of installation for casting of the foundation to engineers detail, with 20 MPa concrete.
- Set out and place first row of concrete filled Terraforce blocks to lines and radius as shown on plan.
- Place cement stabilized (Min 3%) sand backfill and compact as instructed by the engineer.
- Install first row of Terraforce 4x4 step-blocks on a thin mortar bed. Install in groups of 4, filled with wet concrete to allow for insertion of 10/12mm reinforcing bars with overlapping lengths. Refer to engineer's specification and plan.
- Place and compact cement stabilized backfill as before. Repeat progressively row by row as work progresses.
- Cut blocks to required angles for a neat match at corners or at sharp bends (see sample illustration on the previous page).
- Place 50mm screed in matching color (or paving stones) behind front row of 4x4 blocks of seating area as shown on plan. Note this step may be undertaken once all the block rows have been installed.
- Install lines of access stairs with 4x4 step-blocks as shown on plan and section.
- All visible in situ concrete for screeds wedge fillers etc, to be in matching colour and with a neat, brushed, non-slip finish.
- Supply and install subsoil drainage system where and when specified by the engineer.
- Install new rainwater channel along top edge of installation as per plan.
- For best results all work should be executed by an experienced contractor. Consult for a list of recommended Terraforce installers in various regions.

Optional Notes

Cement slurry complete seating arrangements with matching color for a uniform finish. Supply and fit railings, screen or wing walls, complementary paving or landscaping, as shown on plan.

Make good in matching color, any blocks that were chipped during transport and installation. Refer to Question 30 of the Q&A section at www.terraforce.com.

When in doubt, contact Terrasafe at www.terraforce.com

TERRAFORCE®

The original, reversible, hollow core retaining block

4X4



4X4 STEP BLOCK SEATING ARENA AND FUNCTION VENUE



4x4 STEP BLOCK ACCESS STAIRS AND TERRACING FOR PATIO



SEATING ARENA FOR SCENIC VIEWING - 4X4 BLOCK AND L12



ACCESS STEPS WITH HANDRAILS - 4X4 BLOCK AND L18



SEATING ARENA FOR 2000 PEOPLE - 4X4 BLOCK AND L15




TERRALITE BLOCKS AND 4X4 STEP BLOCK STAIRS

TERRAFORCE®

The original, reversible, hollow core retaining block

4X4



SEATING AND STEPS - 4x4 BLOCKS AND L12 BLOCKS




4x4 STEP BLOCK STAIRS AND HEAVY GRAVITY RETAINING



SEATING AT WESTERFORD HIGH SCHOOL SPORTSGROUNDS



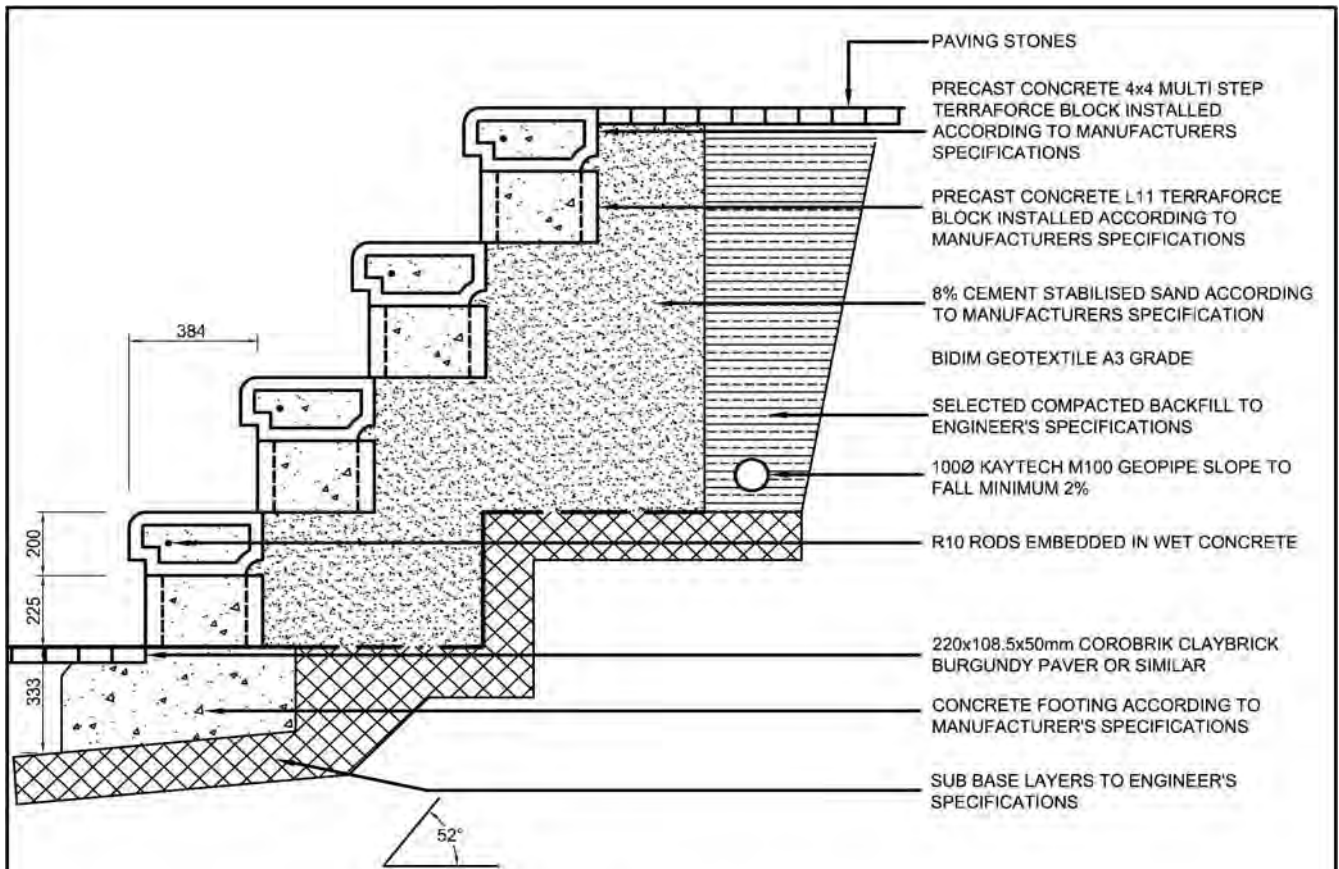
STAND ALONE STAIRWAYS



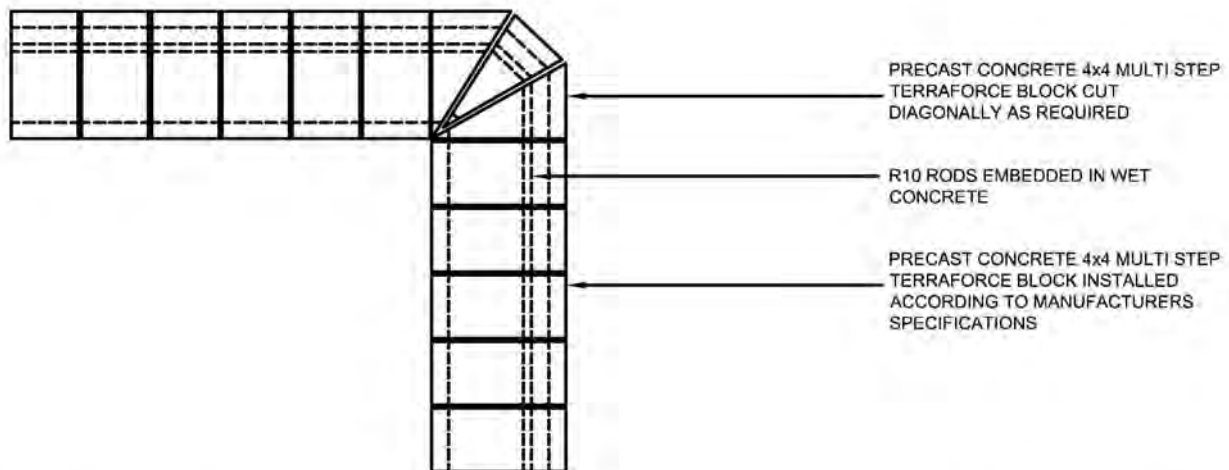
SPIRAL STAIRWAY



INSTALLATION READY FOR LANDSCAPING



TYPICAL DETAIL SECTION THROUGH CONCRETE BLOCK SEATING WALL

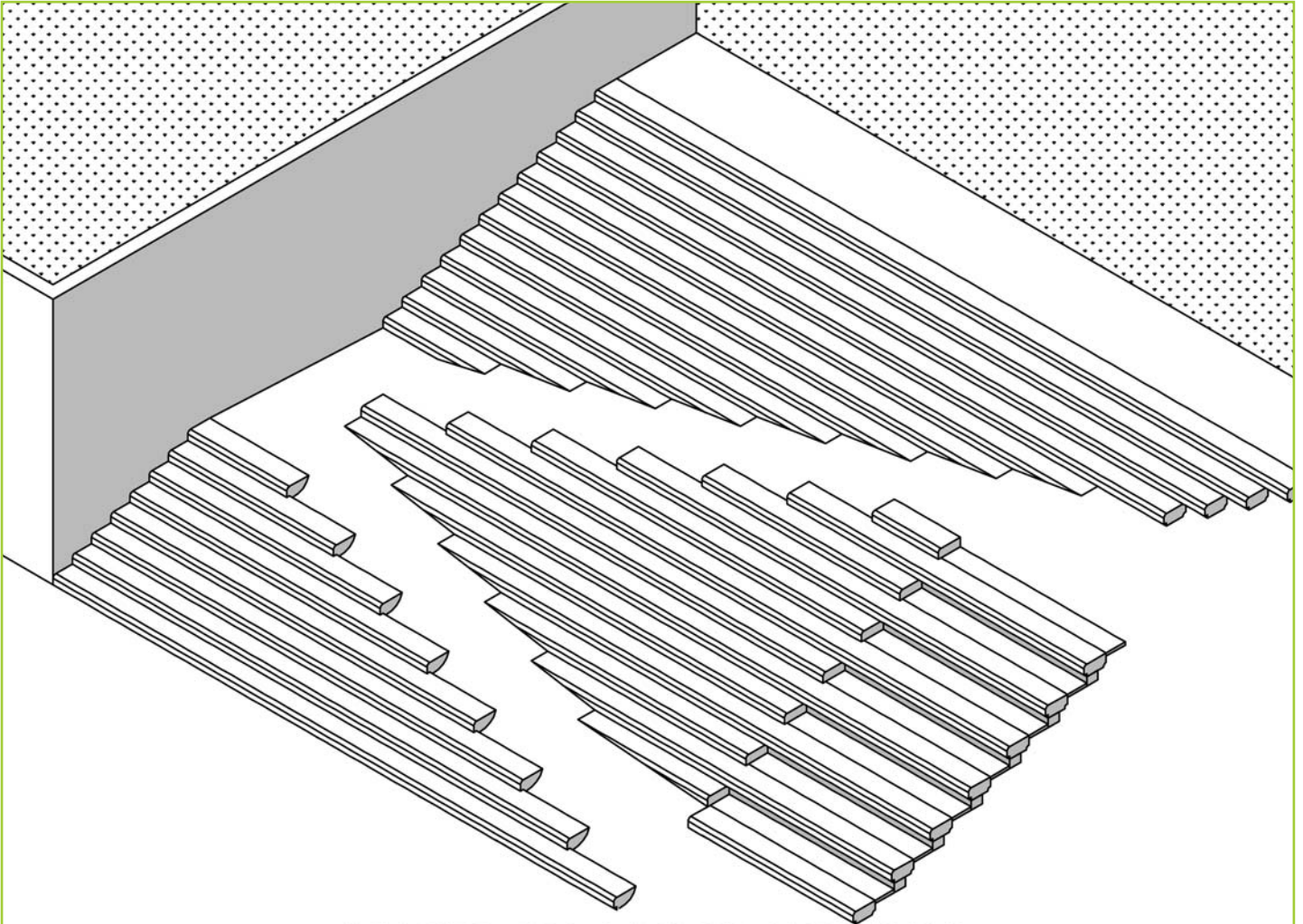


PLAN SHOWING CORNER DETAIL OF BLOCK STAIRS

TERRAFORCE®

4X4

The original, reversible, hollow core retaining block



STAIRWAY, RAMP & SEATING COMBINATION

