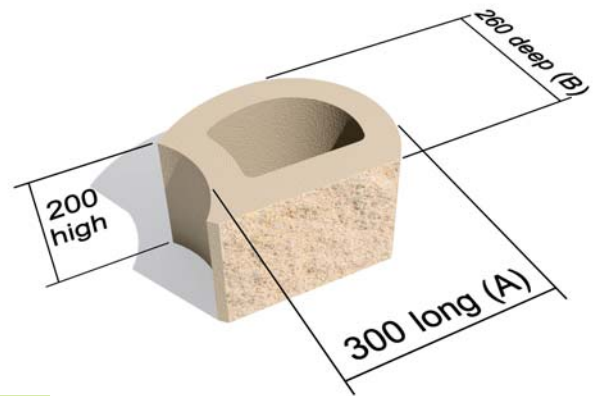
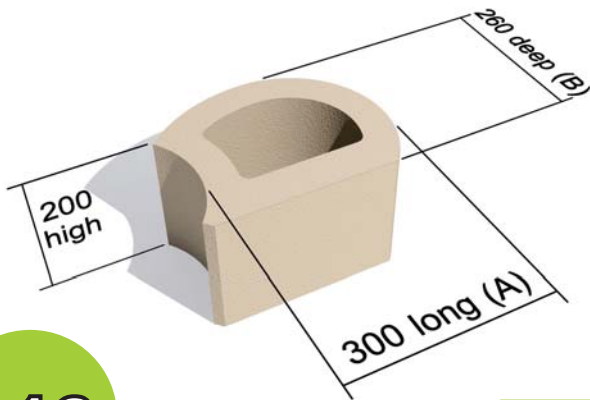


TERRAFORCE®

The original, reversible, hollow core retaining block



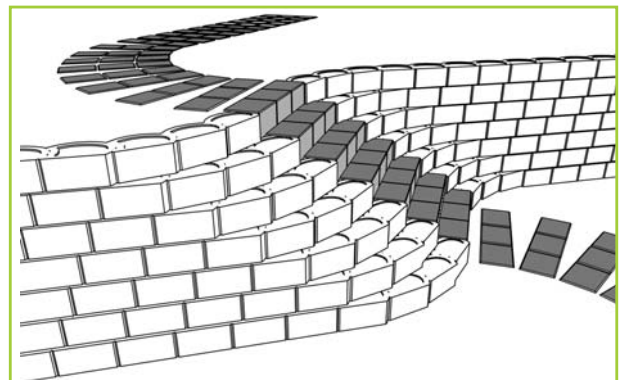
L16

L16 STANDARD

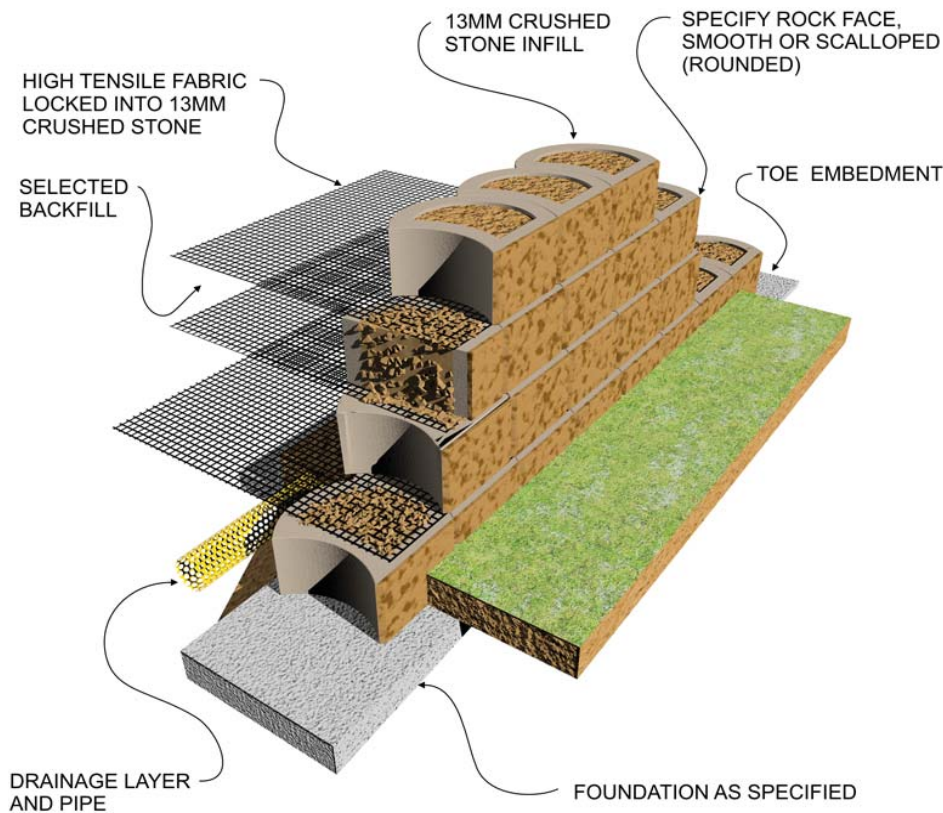
For variations check with your local supplier.

L16 ROCKFACE

Block	L16
Blocks/m ² (Measured vertically)	16
Block mass/kg (Average)	20
Block infill volume/m ³	0.005
Block wall thickness mm	45/50
Ave. constr. mass kg per m² of wall. Single Skin	
When filled with topsoil of 1500kg/m ³	440
When filled with gravel of 1900kg/m ³	472
When filled with concrete of 2400 kg/m ³	512

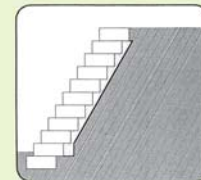


Composite Retaining Wall (Earth Reinforcement with Geogrid)




TERRAFORCE blocks have been substantially tested and analysed under field and laboratory conditions and are manufactured under licence by reputable manufacturers on five continents.

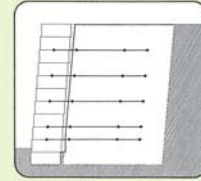
The blocks can be used as part of either a gravity system or as the fascia of a geosynthetic reinforced segmental retaining wall structure or as a fascia for a cement stabilized backfill.



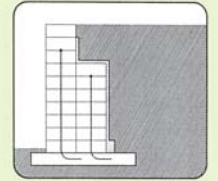
LIGHT GRAVITY WALL



MASS GRAVITY WALL

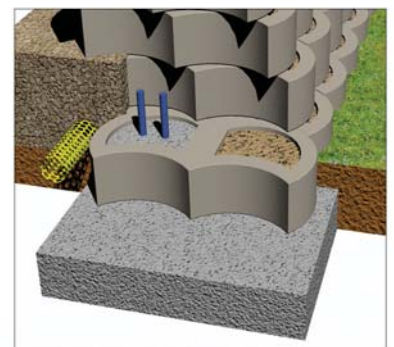
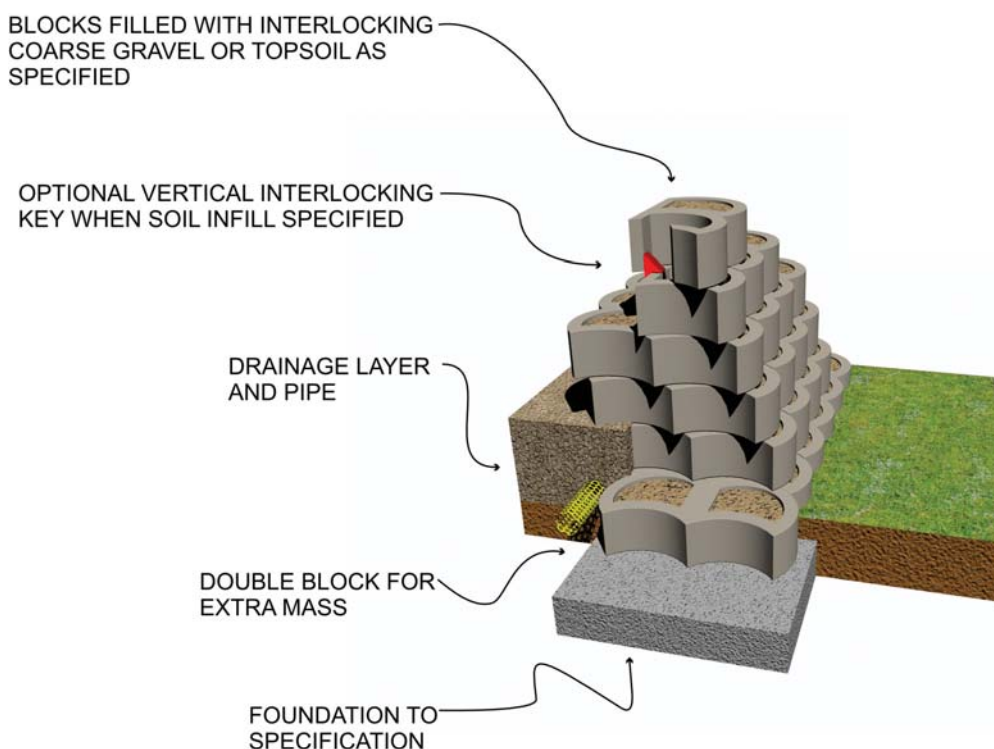


COMPOSITE STRUCTURE



VERTICAL R.C. FILLED WALL

Mass Gravity Retaining Wall



OPTIONAL R.C INFILL

TERRAFORCE®

The original, reversible, hollow core retaining block

L16



STAIRS LEADING TO A BEACH AT PALM JUMEIRAH



RETAINING WALL AT INTERCHANGE IN DUBAI



BEACH STABILISATION, ROUND FACE ELEVATION



SPLIT FACE TERRACES AT A CLOVER LEAF INTERCHANGE



BEACHSIDE TERRACES AND STAIRS AT PALM JUMEIRAH



PLANTING FEATURE AT A SCHOOL